

Welcome to **SAP Concur**

New Admin Kit

Welcome

At SAP Concur we like to dream big and think about how we can help your organisation control spend, compliance and duty of care, so you can focus your time on other things. We are excited to help you create an environment where your employees are more productive, both in the office and whilst travelling, and focus on the real business at hand.

As you get set up, you'll have a dedicated SAP Concur team partnering with you every step of the journey – from implementation onward – to ensure success. We want to make sure you see great value and impact from our partnership.

To help, we'll provide you with the resources, support and insight that you need to achieve your business goals.

We know there's a lot to think about. Depending on which issues you are looking to solve, a solid change management strategy is key. This will help set you up for a success – both for the project team and users. We will help you with this.

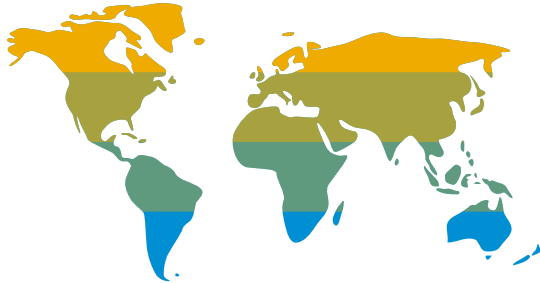
If you have questions or problems along the way, or have ideas on how we can improve, don't be afraid to let us know. We want to hear what you're thinking.

Thanks for choosing SAP Concur. Here's to a future without spreadsheets and piles of receipts!

Here's Your Map to Success

We talked to the people who do this best, including some of your most successful peers.

We compiled their advice in this guide and uncovered the nuts and bolts of what you need to know. Soon, you'll be on your way to a smooth transition into an Administrator role.



Get Started

- 4 The Administrator Role
- 5 Get Started Checklist
- 6 Your SAP Concur Team

SAP Concur 101

- 7 SAP Concur Basics
- 8 Expense 101
- 9 Travel 101
- 10 Reporting 101
- 11 Mobile

Additional Training

- 12 Self Help Training
- 13 Where to Go for Help

Support

- 14 Where to Go for Help
- 15 Concur Open

Other Resources

- 16 Staying in Touch
- 17 SAP Concur Fusion & Fusion Exchange
- 18 The SAP Concur Platform
- 19 Helpful Links

Congrats, You're an Admin Now

We're here to help make the transition a smooth one. This New Admin Kit is for you—whether you had weeks of preparation and training or only minutes!



Understand what an Administrator can do...

In addition to becoming an ASC (Authorized Support Contact), many Administrators of SAP Concur take on a broad mix of responsibilities related to their organisation's travel and expense programs. You may need to find answers or learn how to do any number of common tasks:

- Managing expense approvals, audits, pulling invoices and reviewing details of billing to validate charges.
- Setting up new users and managing access.
- Updating configuration and policy rules.
- Supporting your employees with training and providing answers to common questions.
- Managing and analysing reports generated from SAP Concur.
- Submitting cases with Customer Support and working through resolution of problems (ASC).

What is an ASC?

An Authorized Support Contact (ASC) is one of up to five people designated to access the Support Portal, contact Customer Support via phone or chat and open cases with our support team.



If your predecessor is still around, use the [Admin Knowledge Transfer Guide](#) to help you capture important items for future reference. If not, the next page provides a checklist to get you started.

Here's Where to Start

Is your organisation's Admin no longer available to get you started? No problem!



Ensure Your Permissions Match Your Predecessor's

Confirm your ASC permission if you'll be contacting [Customer Support](#).



If You've Never Been an Administrator Before

Familiarise yourself with the [Training Toolkit](#) and review the [Learn to Administer](#) section.



Check Out the Self Help Available to You

There are resources to help you—[page 12](#) highlights a few of the best.



Understand the SAP Concur Services Your Organisation has Purchased

If you have questions about the services your organisation has access to, refer to the Order Form or contact your SAP Concur Account Team for help.



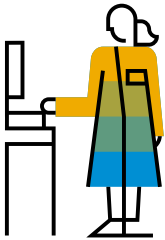
Remember That Support is Available

But first review [page 14](#) to help you get the most from Customer Support.



There's a lot of valuable information in this document, but if you're looking for something specific, click **Ctrl F** and search for the item or term you need.

SAP Concur is Here to Help



Customer Support

- Upon Transition to Support this is your first stop for all product questions, technical questions and configuration changes.
- Assists up to five individuals who you've designated as Authorized Support Contacts (ASCs).

Client Sales

- Stays engaged through the life of your SAP Concur contract.
- Recommends services and works with Client Development to ensure your solution continues to meet your business needs as they grow and change.

Client Development

- The focal point for you to achieve success in your partnership with SAP Concur.
- Offers valuable perspectives and insights that help you optimise your program.
- Provides recommendations to ensure that our partnership continues to meet your needs as your business grows.

Services

- [User Support Desk](#) service provides 24x7 assistance for end users.
- [Service Administration](#) provides guidance on best practices and product updates.

Learning the Basics

New to SAP Concur? Your first step should be getting familiar with navigating the solution.

The [Training Toolkit](#) is a great place to start if you need to quickly get oriented and understand how your employees will be using SAP Concur.

Check out the [Learn the Basics](#) section.

Pay Special Attention to:

[Getting Started Guide](#).

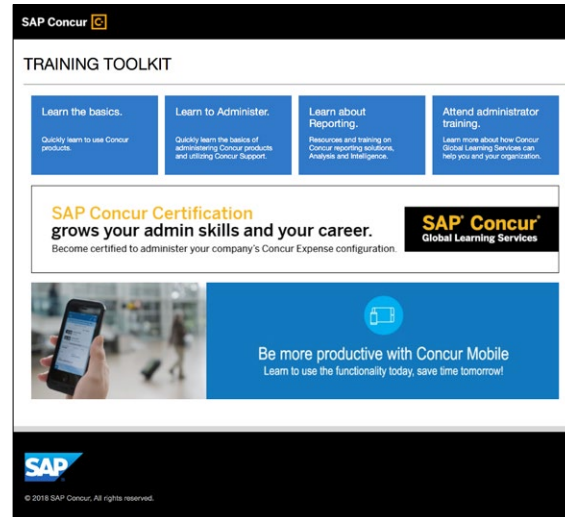
[Demonstration of Concur Travel and Expense](#).

New to Concur Expense?

Review the [Concur Expense QuickStart Guide](#).

New to Concur Travel?

Review the [Concur Travel QuickStart Guide](#).

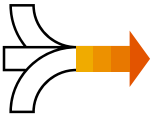


Tailor your training documents and communications to reflect your SAP Concur instance and your company culture. This will make it more relevant to your employees and typically helps with adoption.

Expense 101

Prepare to handle core administrative tasks. Here are a few helpful tools to get started and get smarter.

If you're not the Expense Administrator, [skip ahead](#).



Getting Started

[Learn to Administer](#)

A collection of detailed training videos and other resources covering specific administrator tasks.

[Administrator User Guide](#)

A comprehensive guide to administering common tasks, from user permissions to changing passwords.

[Customer Learning Series](#)

Access live and recorded, instructor-led webcast training focused on administration and configuration topics.



Additional Training

In case you need to train additional users or drive stronger adoption, here are some resources to help you prepare to train your employees.

[Develop a Training Approach](#)

Develop an approach that includes training methods, delivery, curriculum and how to locate resources.

[End User Library](#)

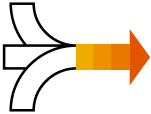
A collection of short guides and training videos to help your employees perform common tasks.



Have a backup contact to support end users when you're not available. Create an email alias strictly for internal support of user questions (e.g., concur@yourcompany.com).

Travel 101

If you are the Travel Administrator and your organisation has purchased Concur Travel directly from SAP Concur, this page is for you!



Getting Started

Get started here with guides and resources that introduce Concur Travel to Administrators.

[Travel Administration](#)

Useful technical documentation on administering Concur Travel and how it works.

[Travel Service Guides & Fact Sheets](#)

Detailed information on specific features available in Concur Travel.

[Travel Reporting User Guide](#)

Listing of real-time travel reports in SAP Concur, complete with descriptions.



Additional Training

Travel specific training materials and courses are available for Administrators, as well as your end users.

- [Travel](#)
- [TripLink](#)
- [Mobile](#)
- [Feature a Feature](#)

Make sure to register for SAP Concur's ongoing [Travel Training](#) which includes live feature-specific webinars and recorded sessions. They cover topics like:

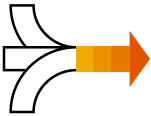
- Travel administration training
- Travel rules workshops
- Release notes review



If you have purchased Concur Travel through your Travel Management Company (TMC), [skip this page](#).

Reporting 101

Solve your business problems, control costs and more effectively manage your expense and travel programs with detailed, actionable reports.



Getting Started

The best place to learn more about reporting is on the [SAP Concur Training](#) website. Select the guides and online training sessions that are appropriate for the level of service you have.*

*Unsure about the level of service you have? To determine which reporting service you have, log in to Concur Travel and Expense and click the Reporting menu. The menu will display either Analysis or Intelligence.



Additional Training

Looking to improve your program?

Start with a quick [Reporting Optimisation Guide](#) that highlights key metrics and common reports you can use. Answers common questions like:

- Which reports should I be using?
- What should I be looking for?
- How to improve?



Consultative Intelligence can transform your need for knowledge into Intelligence reports customised for your business. Contact your SAP Concur account team to learn more. Looking for greater visibility into your organisation's overall travel and expense spend and other data? Learn how some of SAP Concur's [Extended Services](#) can help.

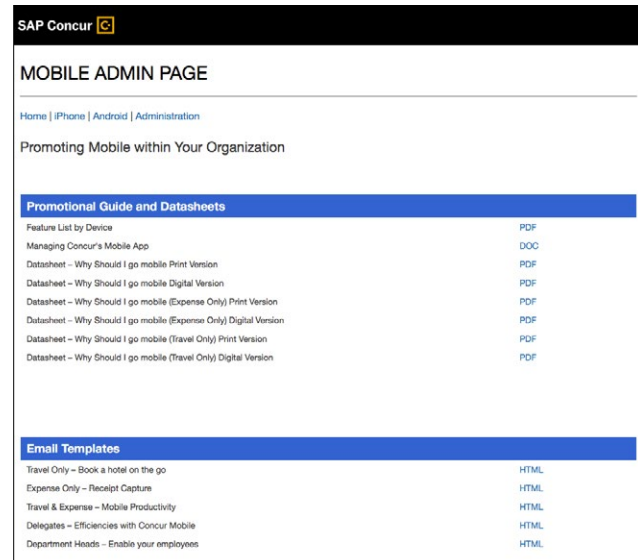
Go Mobile With SAP Concur

Everyone is working while on the go these days. Let's make sure you are ready to administer SAP Concur for mobile.

The [SAP Concur Mobile Admin](#) page is full of great information and resources to help you communicate and help your organisation use the SAP Concur Mobile app.

The SAP Concur mobile app is available for iPhone/iPad and Android operating systems. Features and functionality vary by platform. Materials to give your end users related to the SAP Concur Mobile app are found [here](#).

[Expenselt](#) brings the convenience of mobile to life—capture and turn receipt images into expense line items straight from your smartphone! Contact your SAP Concur account team to learn more.

A screenshot of the SAP Concur Mobile Admin Page. The page has a black header with the SAP Concur logo. Below the header, the title "MOBILE ADMIN PAGE" is displayed. A navigation bar contains links for "Home", "iPhone", "Android", and "Administration". The main content area is titled "Promoting Mobile within Your Organization". It features two sections: "Promotional Guide and Datasheets" and "Email Templates". The "Promotional Guide and Datasheets" section lists various documents with their corresponding file formats (PDF or DOC). The "Email Templates" section lists several email templates with their corresponding file formats (HTML).

Promotional Guide and Datasheets	
Feature List by Device	PDF
Managing Concur's Mobile App	DOC
Datasheet - Why Should I go mobile Print Version	PDF
Datasheet - Why Should I go mobile Digital Version	PDF
Datasheet - Why Should I go mobile (Expense Only) Print Version	PDF
Datasheet - Why Should I go mobile (Expense Only) Digital Version	PDF
Datasheet - Why Should I go mobile (Travel Only) Print Version	PDF
Datasheet - Why Should I go mobile (Travel Only) Digital Version	PDF

Email Templates	
Travel Only - Book a hotel on the go	HTML
Expense Only - Receipt Capture	HTML
Travel & Expense - Mobile Productivity	HTML
Delegates - Efficiencies with Concur Mobile	HTML
Department Heads - Enable your employees	HTML

Train Yourself

You'll want to have the right tools so you're set up for success. Here are a few links to get you there.



Concur Support Portal

While logged into SAP Concur, select Contact Support under the Help menu to get to the Concur Support Portal. The Support Portal includes our **Knowledge Base**, limited **Chat Support**, **Technical Documentation** and more. We highly recommend looking through the **Knowledge Base** before contacting Support. If you still have questions, **Create A Case** on the Support Portal and Customer Support will come to the rescue. (Use Global Search to find what you need.)

Help

You can always find the dropdown Help button in the upper right corner of your screen while logged into SAP Concur.

SAP Concur Training Website

Head over to your [Training Toolkit](#) for a collection of live and recorded [online classes](#) to get you up to speed or keep your skills sharp. You'll also find lots of documents to help you with specific questions too!

Release Notes

SAP Concur releases features and improvements each month, so stay current on your monthly product release notes. Administrator summaries are available [here](#).



We put a lot of info into a single document. If you're feeling overwhelmed while using any of the resources above, click **Ctrl F** and search for the item or term you need.

...Or Let Us Train You

SAP Concur offers a full range of customised training services to support your needs.
Email training@concur.com for additional training support.



Customised Demonstrations & Materials

Custom demonstrations provide visual steps for the most important and common tasks.

Customised training materials can be localised into any language the product supports for your global needs.

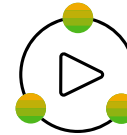


SAP Concur Certification

[Professional Certification](#)

demonstrates you have the expertise needed to be granted unrestricted configuration access to your company site—without going through customer support.

This will also grow your career!



On-site & Virtual Instructor-led Training

Instructor-led training session based on topics you select. You choose the subjects that would most benefit you and your employees. Topics range from covering the basics (for end users and admins) to restricted configuration training.



Visit our [Learning Services](#) page and complete the interest form, or send us an email at training@concur.com.
We'll contact you right away to discuss your training needs and provide a quote.

Help Us Help You

As a new ASC, you're not on your own.



Watch the **Getting the Most from Concur Customer Support** video, in the Concur Support Portal > Resources > Webinars. This required video discusses the three channels for connecting with Customer Support.



Read the [Getting the Most from Concur Customer Support](#) for how to best use Customer Support for key tasks.



Review the [How to Navigate the Concur Support Portal](#) guide and learn about the Knowledge Base, Chat Support and more.

How to Successfully Submit a Case

- Take screen shots of issues you encounter.
- Document step-by-step details of what was done leading up to the issue.
- Note the name and login ID of who experienced the issue.
- Provide browser and version info.

Want More Help?

Attend a "Resources for New Admins" training available through the [Customer Learning Series](#) (or view a recording).

Performance Matters

Concur Open—Service Status Dashboard

Find the most updated information on service availability with Concur Open, our [Service Status Dashboard](#). Concur Open provides visibility into any known, widespread performance issues or outages. Check Concur Open before reaching out to Customer Support with questions, and you can also subscribe to updates.

Service	Current Status	Jan 29	Jan 28	Jan 27	Jan 26	Jan 25	Jan 24	Jan 23	Jan 22
Expense									
Travel									
Invoice									
Request									
Imaging									
Analysis/Intelligence									
Mobile									
Operating Normally Outage Partial Outage Performance Issue Partial Performance Issue									



Communicate to your end users or provide the link to Concur Open so they can track the status themselves.

Let's Keep in Touch

We'll be your partners along the way, so we thought you should know how to stay in touch.

Connect with us and with your peers

News + Webinars

Watch for our quarterly newsletter, [Insights from SAP Concur](#), with tips and updates, as well as invitations to relevant [Solution Series](#) client webinars.

User Groups

Organised with Client Development, [user groups](#) provide an ongoing network to share best practices and ask questions.

SAP Concur Community

Discuss with thousands of your peers in our client-only group to connect, share and collaborate. [Join today!](#)



Let us know what you think

Solution Suggestions

Have a product enhancement idea? Submit and vote on solution suggestions in the Support Portal to help us create the best solution for our customers.

Surveys

From time to time, we'll ask you to provide feedback via surveys. Please use these opportunities! We take action on survey feedback to improve implementation, communication, support and client satisfaction.

Customer Experience

At SAP Concur, customers come first. We listen to you and learn how we can improve our products and service so your experience keeps getting better. Learn more and provide feedback on our [webpage](#).

Connect, Collaborate and Inspire

Join your peers, partners, and experts to optimise your programs at SAP Concur Fusion.


SAP Concur Fusion

[Fusion](#), SAP Concur's premier, four-day customer conference, includes:

- Education sessions.
- Product trainings and demonstrations.
- Personalised consulting sessions.
- Connections with peers.
- Executive keynotes highlighting SAP Concur's roadmaps.

SAP Concur Fusion Exchange

The [Fusion Exchange](#) series brings SAP Concur expertise to cities across the United States, Canada and the world. These free, one-day events are hosted throughout the year and give you a chance to arm yourself with ways to optimise SAP Concur and learn about:

 **Fusion is often found to be the most valuable resource to Admins!** We've heard over and over how much attendees learn and about the many insights captured in such a short and dynamic period of time.



Future Proof Your Business



SAP Concur has built an ecosystem of partner apps that make the journey smoother for your business travelers, while giving you increased visibility into travel bookings, better control over spend and enhanced ability to manage compliance.

Popular Apps for Your End Users



Uber



TripIt



SpotHero

Popular App Categories



Tax
Management



Fraud,
Compliance
& Risk



Financial
& ERPs

Consider the Possibilities

Bring out the best from SAP Concur, and while you're at it, check out what else you can do.

Consider Adding on These Services:



[Service Administration](#)

Maximise your investment with a primary point of contact backed by a team of consultants to help you with your post-deployment needs.



[User Support Desk](#)

Provide your users with support directly from SAP Concur, and free yourself up for more strategic tasks.



[Audit Service](#)

Ensure compliance with your travel and expense policies by verifying receipts and expense reports.

[Expense and Invoice Pay](#)

Automatically reimburse employees and make remittances to supported corporate card providers.

[Intelligence](#)

Organise and get insight into your travel, TMC, ERP, invoice and credit card data.

[Concur Invoice](#)

Automate and connect invoice processes to get visibility into how your team is spending.

[Concur Travel](#)

Simplify travel booking and reduce costs.

[Expenselt](#)

Capture and turn receipt images into expense line items on your smartphone.

[TripLink](#)

Gain visibility and control into all travel transactions.

[Concur Locate](#)

Ensure you're meeting your Duty of Care obligation with a solution that monitors, locates, communicates and deploys assistance to all at-risk employees, whether they're traveling or not.

Follow SAP Concur



Learn more at concur.com

eBook Admin Toolkit Kit enUK (20/01)

© 2020 SAP SE or an SAP affiliate company. All rights reserved.

No part of this publication may be reproduced or transmitted in any form or for any purpose without the express permission of SAP SE or an SAP affiliate company.

The information contained herein may be changed without prior notice. Some software products marketed by SAP SE and its distributors contain proprietary software components of other software vendors. National product specifications may vary.

These materials are provided by SAP SE or an SAP affiliate company for informational purposes only, without representation or warranty of any kind, and SAP or its affiliated companies shall not be liable for errors or omissions with respect to the materials. The only warranties for SAP or SAP affiliate company products and services are those that are set forth in the express warranty statements accompanying such products and services, if any. Nothing herein should be construed as constituting an additional warranty.

In particular, SAP SE or its affiliated companies have no obligation to pursue any course of business outlined in this document or any related presentation, or to develop or release any functionality mentioned therein. This document, or any related presentation, and SAP SE's or its affiliated companies' strategy and possible future developments, products, and/or platforms, directions, and functionality are all subject to change and may be changed by SAP SE or its affiliated companies at any time for any reason without notice. The information in this document is not a commitment, promise, or legal obligation to deliver any material, code, or functionality. All forward-looking statements are subject to various risks and uncertainties that could cause actual results to differ materially from expectations. Readers are cautioned not to place undue reliance on these forward-looking statements, and they should not be relied upon in making purchasing decisions.

SAP and other SAP products and services mentioned herein as well as their respective logos are trademarks or registered trademarks of SAP SE (or an SAP affiliate company) in Germany and other countries. All other product and service names mentioned are the trademarks of their respective companies.

See www.sap.com/corporate-en/legal/copyright/index.epx for additional trademark information and notices.